

# Enerveo Carbon Reduction Plan 2025

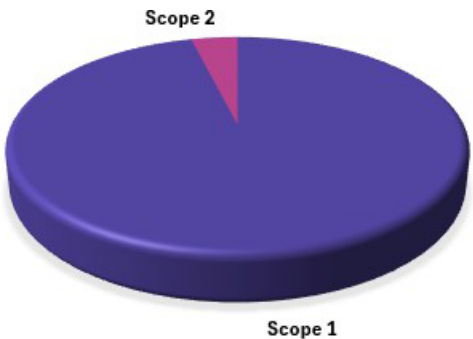
**Company name:** Enerveo Limited (Ltd.)

**Publication date:** 10/06/2025

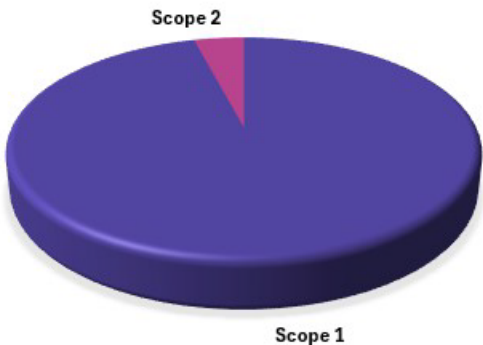
**Commitment to achieving Net Zero:** Enerveo Ltd is committed to achieving Net Zero by 2050.

**Previous years emissions footprint:** Enerveo’s first carbon reduction report was carried out for the calendar year of 2021, this set our baseline carbon footprint. The 2022 reporting period included a number of estimates and assumptions as a result of limited information being available at the time of the report. It is now expected that 2021 & 2022 figures were under reported. This has resulted in a reported increase in our carbon footprint during the 2023 calendar year. The 2024 reporting period saw an overall reduction in carbon emissions and was produced based upon the good practise and logic defined from the 2023 period.

Reporting year: 2024	
Additional details relating to the emissions calculations	
Scope 1	6200 tCO <sub>2</sub> e
Scope 2	252 tCO <sub>2</sub> e
Scope 3	N/A
Total emissions	6452 tCO <sub>2</sub> e



Reporting year: 2023	
Additional details relating to the emissions calculations	
Scope 1	7410 tCO <sub>2</sub> e
Scope 2	316 tCO <sub>2</sub> e
Scope 3	N/A
Total emissions	7726 tCO <sub>2</sub> e



Emissions reduction targets

As indicated in the reporting table, 2024 saw a significant reduction in carbon emissions for both scope 1 and scope 2. A combined reduction of 16.5% which represented an over performance VS target for the period.

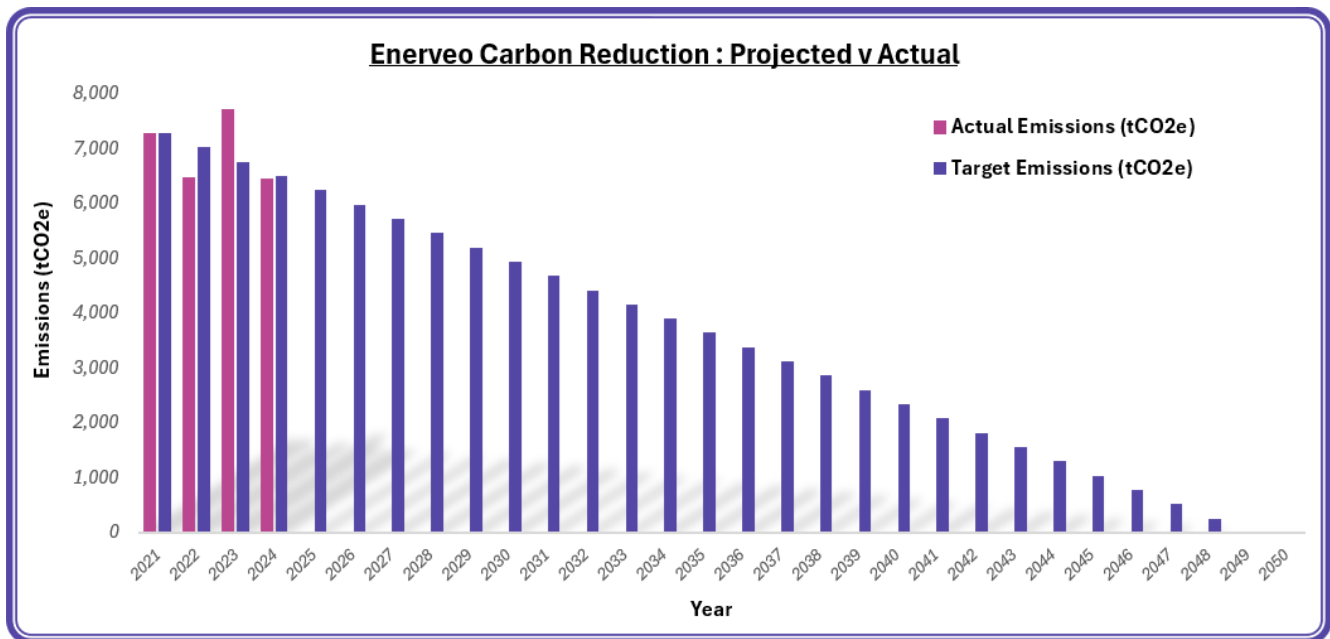
During 2024, the Enerveo business continued to experience change across the property estate. Initiatives that focussed on optimising the carbon efficiency of property assets were positively progressed with deployment of LED lighting replacements and a continued focus on more sustainable sources of energy through the utilities supply chain.

The footprint calculation for 2024 has been undertaken using the UK Government environmental reporting guidance, 'UK Government GHG Conversion Factors For Company Reporting' calculator.

Several short-term actions committed during the 2023-24 are noted below, either as they remain open or were completed in the period (see table below). Delivery of the carbon reduction action plan and all other related ESOS related requirements were crucial to remain compliant.

Action	Due Date	Status	Information
Undertake review of energy supplies and timescales/ impacts of a change to a low/zero carbon supply	n/a	Ongoing	Enerveo's Procurement team continue to monitor this on an ongoing basis. Review of 3rd party utilities provision at sites (where leases allow) has resulted in change to utilities suppliers at 3 sites in FY2025
Deliver Energy Savings Opportunities Scheme (ESOS) compliance evidence	05/06/24	Complete	ESOS compliance evidence all loaded within government portal per target timescales

We anticipate that carbon emissions will decrease over the next five years to 5,468 tonnes CO2e by 2028. Progress against the targets to date can be seen in the graph below. Historical data included a number of assumptions and estimates due to the changes within the company, meaning, the figures for years 2021 & 2022 were less accurate. This resulted in the appearance of an increase in our carbon footprint during 2023. The calculations and logic applied to the 2023 and 2024 reporting periods were consistent and will remain standardised for future years.



## Carbon reduction initiatives

As indicated above Enerveo Ltd continues to experience significant strategic change and is in the process of ensuring it can make a robust and appropriate contribution to the UK's net zero commitments. To do this properly requires time and robust data, on which to base targets and measurements. This is especially important due to Enerveo Ltd.'s strong ties with the energy sector and with the infrastructure of the UK, as well as our expertise in technologies and installations, which can help our customers achieve their carbon reduction ambitions more quickly. The following lists the environmental/ sustainability management measures and projects planned for 2025 to assist in reducing Enerveo's carbon footprint, in addition to achieving Net Zero in 2050.

1. Consolidate waste management provision across all Enerveo locations to reduce carbon impact, maximise recycling and alignment with waste regulations
2. Continue to optimise the utility supply chain to minimise carbon emissions and source from sustainable providers
3. Promotion of efficient travel across our workforce (car sharing and use of public transport)
4. Regulate & limit boiler temperatures across our offices/ properties
5. Switch off office equipment when not in use
6. Use recycled paper within everything we do and eliminate the use of non-recycled paper

### Declaration and sign-off

This carbon reduction report has been completed in accordance current industry guidelines and best practice.

Emissions are reported and recorded in accordance with the UK Government environmental reporting guidance, and we have calculated our carbon footprint, using the 'UK Government GHG Conversion Factors For Company Reporting' calculator.

Scope 1 and scope 2 emissions have been reported, and scope 3 emissions have been excluded from the 2025 report/ plan.

This carbon reduction report has been reviewed and signed off by the Enerveo Board of Directors.

### Signed on behalf of Enerveo Ltd:



Peter Schoeneberg  
Managing Director  
**Date:** 10/06/2025